
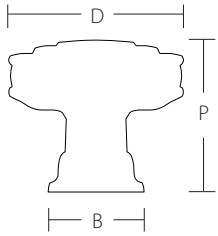


TRANSITIONAL HERITAGE


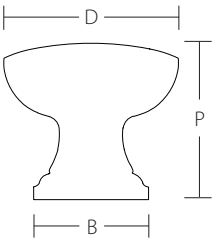
Cabinet Knobs & Pulls Technical Specifications

EMTEK


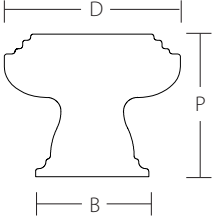
Glendon Knob

		Product Code Dimension(D) Projection(P) Base Diameter(B)
		86463 1 1/4" 1 1/4" 3/4"
		86464 1 5/8" 1 1/2" 7/8"


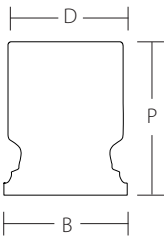
Overland Knob

		Product Code Dimension(D) Projection(P) Base Diameter(B)
		86467 1 1/4" 1 1/4" 7/8"
		86468 1 3/4" 1 1/2" 1"

Midvale Knob

		Product Code Dimension(D) Projection(P) Base Diameter(B)
		86465 1 1/4" 1" 7/8"
		86466 1 3/4" 1 1/4" 7/8"

Prosser Knob


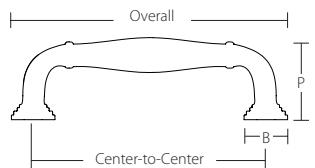
		Product Code Dimension(D) Projection(P) Base Diameter(B)
		86469 1" 1 1/4" 1"
		86470 1 1/4" 1 3/8" 1 1/8"

TRANSITIONAL HERITAGE


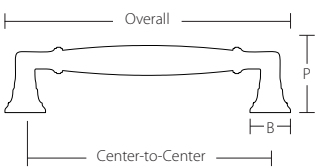
Cabinet Knobs & Pulls Technical Specifications

EMTEK

Blythe Pull

		Product Code	Dimension C-to-C	Overall Length	Projection(P)	Base Dimension(B)
		86471	3 1/2"	4 1/4"	1 1/4"	5/8"
		86472	4"	4 3/4"	1 1/4"	5/8"
		86473	6"	6 5/8"	1 3/8"	5/8"
		86474	8"	8 5/8"	1 1/2"	5/8"

Westwood Pull

		Product Code	Dimension C-to-C	Overall Length	Projection(P)	Base Diameter(B)
		86475	3 1/2"	4 1/4"	1 1/8"	5/8"
		86476	4"	4 5/8"	1 1/8"	5/8"
		86477	6"	6 5/8"	1 1/8"	5/8"
		86478	8"	8 5/8"	1 1/4"	3/4"