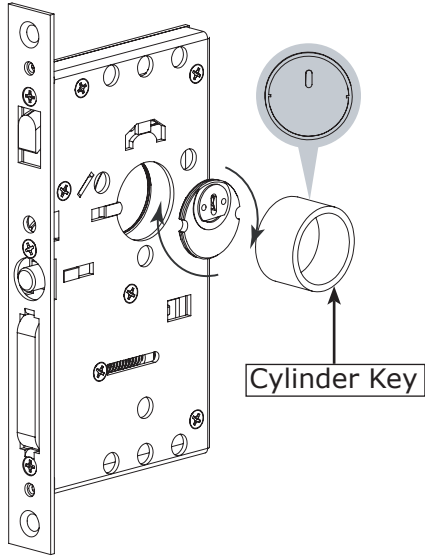


# Installation Guide - Privacy Sandcast Bronze Rustic Modern Rectangular

EMTEK®

## 1. Thread Drive Bar Cylinder

Use **Cylinder Key** to thread Drive Bar Cylinder clockwise on **interior side** of door.




Cylinder Key


Note: Notches on cylinder must be parallel with the horizontal plane when fully screwed into lock body.

## 3. Install outside and inside plates

Outside

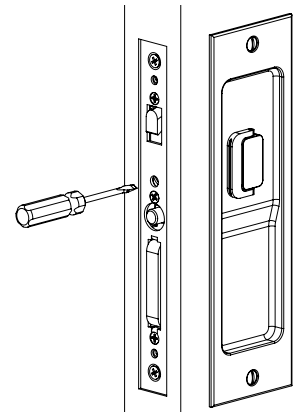


Inside




## 4. Tighten Key Cylinder


Tighten locking screw to engage notch on cylinder



## 2. Install Lock Body

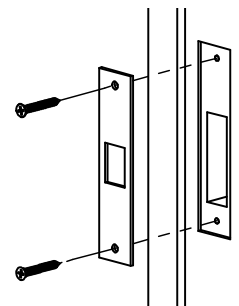


## 5. Install Trim Plate



## 6. Install Door Jamb

Drill two 7/64" pilot holes



See template for door jamb prep specifications