

## Modern Disc Style Deadbolt

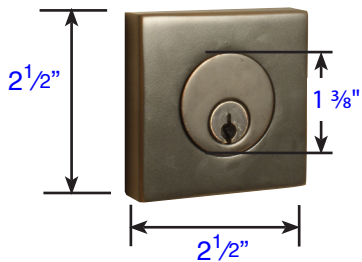


- Exterior Trim (8423)
- Projection is  $\frac{1}{2}$ "
  - 8323 same on both sides

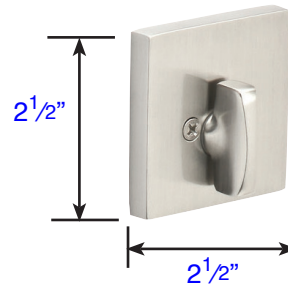


- Interior Trim (8423)
- Projection is 1"
  - Thickness is  $\frac{5}{16}$ "

## Square Style Deadbolt

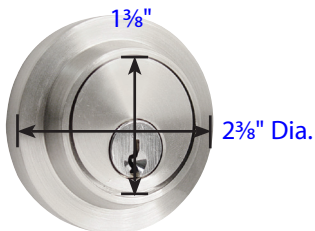


- Exterior Trim (8469)
- Projection is  $\frac{5}{8}$ "
  - 8369 same on both sides




- Interior Trim (8469)
- Projection is  $1\frac{1}{4}$ "
  - Thickness is  $\frac{5}{16}$ "

## Modern Style Deadbolt

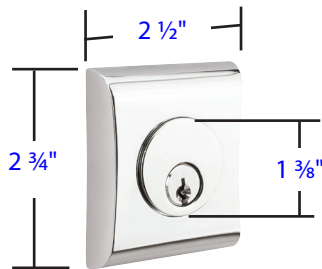


- Exterior Trim (8467)
- Projection is  $\frac{5}{8}$ "
  - 8367 same on both sides



- Interior Trim (8467)
- Projection is  $1\frac{1}{4}$ "
  - Thickness is  $\frac{5}{16}$ "

## Neos Modern Style Deadbolt

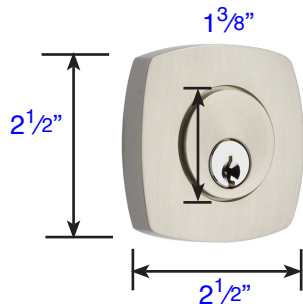


- Exterior Trim (8475)
- Projection is  $\frac{5}{8}$ "
  - 8375 same on both sides

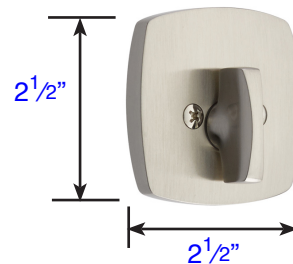


- Interior Trim (8475)
- Projection is 1"
  - Thickness is  $\frac{3}{8}$ "

## Urban Modern Style Deadbolt

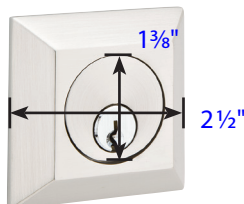


- Exterior Trim (8426)
- Projection is  $\frac{1}{2}$ "
  - 8326 same on both sides

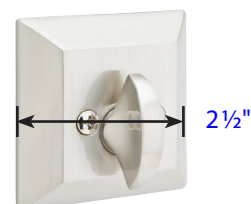


- Interior Trim (8426)
- Projection is  $\frac{1}{16}$ "
  - Thickness is  $\frac{3}{8}$ "

## Quincy Style Deadbolt



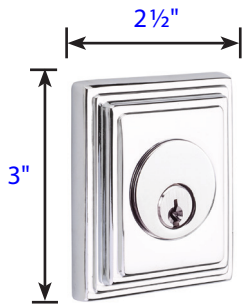
- Exterior Trim (8478)
- Projection is  $\frac{1}{2}$ "
  - 8378 same on both sides



- Interior Trim (8478)
- Projection is  $\frac{1}{4}$ "
  - Thickness is  $\frac{5}{16}$ "

## Wilshire Style Deadbolt

---



Exterior Trim (8479)

- Projection is  $\frac{1}{2}$ "
- 8379 same on both sides

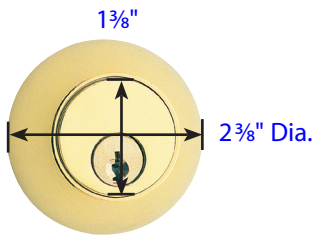


Interior Trim (8479)

- Projection is 1"
- Thickness is  $\frac{5}{16}$ "

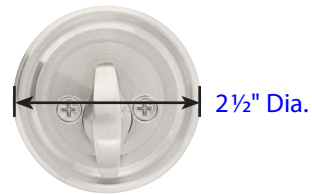
## Regular Style Deadbolt

---



Exterior Trim (8450)

- Projection is  $1\frac{3}{16}$ "
- 8350 same on both sides
- Available Extension Collar for Thin Doors

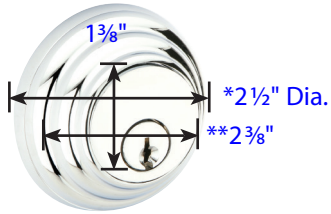


Interior Trim (8450)

- Projection is  $1\frac{1}{4}$ "
- Thickness is  $\frac{5}{16}$ "


## Low Profile Style Deadbolt

---



### Exterior Trim (8455)

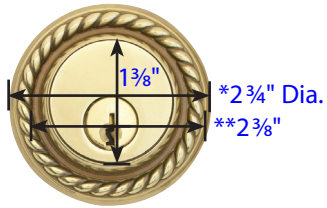
- \* 2 1/2" Diameter with Exterior ring
- \*\* 2 3/8" Diameter without Exterior ring
- Projection with Exterior ring: 7/8"
- Projection without Exterior ring: 5/8"
- 8355 same both sides
- Available Extension Collar for Thin Doors




### Interior Trim (8455)

- Projection is 1 1/4"
- Thickness is 5/16"

## Rope Style Deadbolt

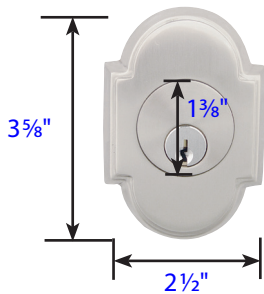


- Exterior Trim (8464)
- \* 2 1/2" Diameter with Exterior ring
  - \*\* 2 3/8" Diameter without Exterior ring
  - Projection with ext. ring: 1 1/16"
  - Projection without ext. ring: 1/2"
  - 8364 same both sides

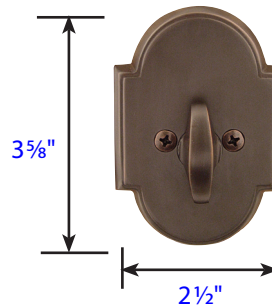


- Interior Trim (8464)
- Projection is 1 1/4"
  - Thickness is 5/16"

## #8 Style Deadbolt

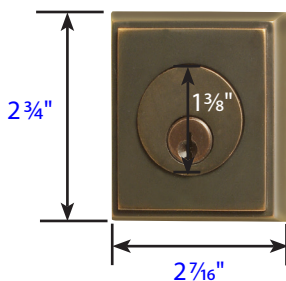


- Exterior Trim (8466)
- Projection is 1/2"
  - 8366 same on both sides

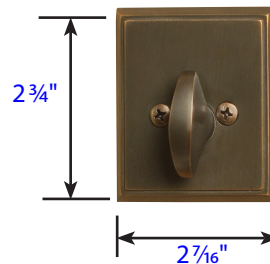


- Interior Trim (8466)
- Projection is 1 1/4"
  - Thickness is 5/16"

## Rectangular Style Deadbolt

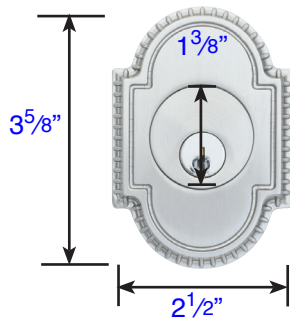


- Exterior Trim (8468)
- Projection is 9/16"
  - 8368 same on both sides

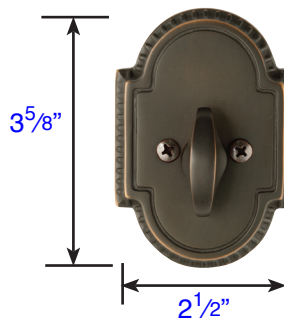


- Interior Trim (8468)
- Projection is 1 1/4"
  - Thickness is 9/32"

## Knoxville Style Deadbolt

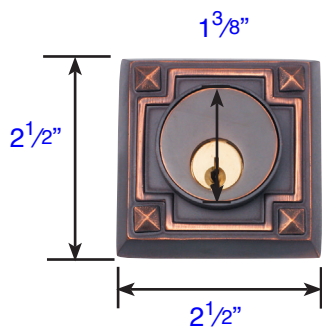


Exterior Trim (8459)  
 • Projection is  $\frac{1}{2}$ "  
 • 8359 same on both sides

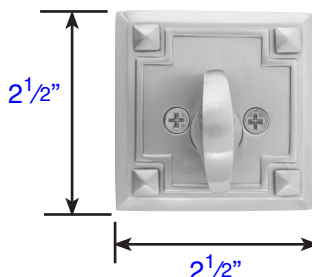


Interior Trim (8459)  
 • Projection is  $1\frac{1}{4}$ "  
 • Thickness is  $\frac{1}{2}$ "

## Arts & Crafts Style Deadbolt

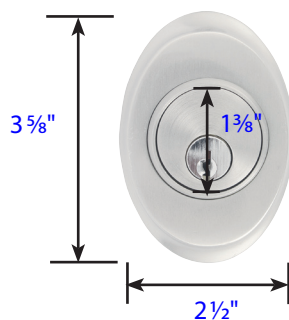


Exterior Trim (8454)  
 • Projection is  $\frac{9}{16}$ "  
 • 8354 same on both sides

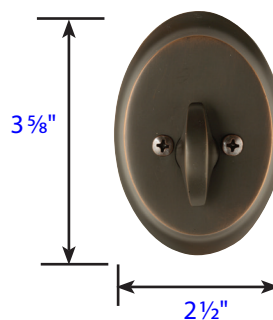


Interior Trim (8454)  
 • Projection is  $1\frac{1}{4}$ "  
 • Thickness is  $\frac{5}{16}$ "

## Saratoga Style Deadbolt



Exterior Trim (8458)  
 • Projection is  $\frac{1}{2}$ "  
 • 8358 same on both sides



Interior Trim (8458)  
 • Projection is  $1\frac{1}{4}$ "  
 • Thickness is  $\frac{1}{2}$ "

**Brass Regular Style Deadbolt, Single Cylinder**

Regular Style (8450)

- Standard Door Thickness: 1<sup>3</sup>/<sub>8</sub>" - 2<sup>1</sup>/<sub>8</sub>"
- Standard Components:
- 2<sup>1</sup>/<sub>4</sub>" Deadbolt Mounting Screws
- Deadbolt Strike Plate

- **Extended** Door Thickness: 2<sup>1</sup>/<sub>8</sub>" - 2<sup>3</sup>/<sub>4</sub>"
- Extended Components:
- Long Single Cylinder Tailpiece
- 2<sup>1</sup>/<sub>2</sub>" & 3" Deadbolt Mounting Screws
- Deadbolt Strike Plate

- **Extended** Door Thickness: 2<sup>3</sup>/<sub>4</sub>" - 3"
- Extended Components:
- Extra Long Single Cylinder Tailpiece
- 3<sup>1</sup>/<sub>2</sub>" Deadbolt Mounting Screws
- Deadbolt Strike Plate

**Brass Regular Style Deadbolt, Double Cylinder**

Regular Style (8350)

- Standard Door Thickness: 1<sup>3</sup>/<sub>8</sub>" - 1<sup>3</sup>/<sub>4</sub>"
- Standard Components:
- Double Cylinder Tailpieces
- 2<sup>1</sup>/<sub>2</sub>" & 3" Deadbolt Mounting Screws
- Deadbolt Strike Plate

- **Extended** Door Thickness: 1<sup>3</sup>/<sub>4</sub>" - 2<sup>1</sup>/<sub>2</sub>"
- Extended Components:
- Long Double Cylinder Tailpieces
- 3<sup>1</sup>/<sub>2</sub>" Deadbolt Mounting Screws
- Deadbolt Strike Plate

**Brass Low Profile & Rope Style Deadbolt, Single Cylinder**

Low Profile (8455)\* &amp; Rope Style (8464)\*

- Standard Door Thickness: 1<sup>1</sup>/<sub>4</sub>" - 2<sup>1</sup>/<sub>4</sub>"
- Standard Components:
- Single Cylinder Tailpiece
- 2<sup>1</sup>/<sub>4</sub>" Deadbolt Mounting Screws
- Deadbolt Strike Plate

- **Extended** Door Thickness: 2<sup>1</sup>/<sub>4</sub>" - 2<sup>3</sup>/<sub>4</sub>"
- Extended Components:
- Long Single Cylinder Tailpiece
- 3" Deadbolt Mounting Screws
- Deadbolt Strike Plate

- **Extended** Door Thickness: 2<sup>3</sup>/<sub>4</sub>" - 3"
- Extended Components:
- Extra Long Single Cylinder Tailpiece
- 3<sup>1</sup>/<sub>2</sub>" Deadbolt Mounting Screws
- Deadbolt Strike Plate

**Brass Low Profile & Rope Style Deadbolt, Double Cylinder**

Low Profile (8355)\* &amp; Rope Style (8364)

- Standard Door Thickness: 1<sup>1</sup>/<sub>4</sub>" - 2<sup>1</sup>/<sub>8</sub>"
- Standard Components:
- Double Cylinder Tailpieces
- 2<sup>1</sup>/<sub>2</sub>" & 3" Deadbolt Mounting Screws
- Deadbolt Strike Plate

- **Extended** Door Thickness: 2<sup>1</sup>/<sub>8</sub>" - 2<sup>7</sup>/<sub>8</sub>"
- Extended Components:
- Long Double Cylinder Tailpieces
- 3" & 3<sup>1</sup>/<sub>2</sub>" Deadbolt Mounting Screws
- Deadbolt Strike Plate

\* Part # DB4-COLRG2 Available for 1<sup>3</sup>/<sub>8</sub>" Thick Doors

**Brass Decorative Deadbolt, Single Cylinder**

Style #8 (8466)\*, Arts & Crafts (8454)\*, Rectangular (8468)\*, Saratoga (8458)\*, Knoxville (8459)\*, Quincy (8478)\*, and Wilshire (8479)\*

- Standard Door Thickness: 1<sup>3</sup>/<sub>4</sub>"- 2<sup>1</sup>/<sub>8</sub>"
- Standard Components:
- Single Cylinder Tailpiece
- 2<sup>1</sup>/<sub>4</sub>" Deadbolt Mounting Screws
- Deadbolt Strike Plate

- **Extended** Door Thickness: 2<sup>1</sup>/<sub>8</sub>"- 2<sup>3</sup>/<sub>4</sub>"
- Extended Components:
- Long Single Cylinder Tailpiece
- 2<sup>1</sup>/<sub>2</sub>" & 3" Deadbolt Mounting Screws
- Deadbolt Strike Plate

- **Extended** Door Thickness: 2<sup>3</sup>/<sub>4</sub>"- 3"
- Extended Components:
- Extra Long Single Cylinder Tailpiece
- 3<sup>1</sup>/<sub>2</sub>" Deadbolt Mounting Screws
- Deadbolt Strike Plate

**Brass Decorative Deadbolt, Double Cylinder**

Style #8 (8366), Arts & Crafts (8354)\*, Rectangular (8368), Saratoga (8358), Knoxville (8359), Quincy (8378), Wilshire (8379)

- Standard Door Thickness: 1<sup>1</sup>/<sub>2</sub>"- 1<sup>7</sup>/<sub>8</sub>"
- Standard Components:
- Double Cylinder Tailpieces
- 2<sup>1</sup>/<sub>2</sub>" Deadbolt Mounting Screws
- Deadbolt Strike Plate

- **Extended** Door Thickness: 1<sup>7</sup>/<sub>8</sub>"- 2<sup>5</sup>/<sub>8</sub>"
- Extended Components:
- Long Double Cylinder Tailpieces
- 3" & 3<sup>1</sup>/<sub>2</sub>" Deadbolt Mounting Screws
- Deadbolt Strike Plate

\* Part # DB4-COLLAR32 Available for 1<sup>3</sup>/<sub>8</sub>" Thick Doors

**Brass Modern Deadbolts, Single Cylinder**

Modern Disc Style (8423)\*, Modern Style (8467)\*, Square Style (8469)\*, Urban Modern Style (8426)\*

- Standard Door Thickness: 1<sup>3</sup>/<sub>4</sub>"- 2<sup>1</sup>/<sub>8</sub>"
- Standard Components:
- Single Cylinder Tailpiece
- 2<sup>1</sup>/<sub>4</sub>" Deadbolt Mounting Screws
- Deadbolt Strike Plate

- **Extended** Door Thickness: 2<sup>1</sup>/<sub>8</sub>"- 2<sup>3</sup>/<sub>4</sub>"
- Extended Components:
- Long Single Cylinder Tailpiece
- 2<sup>1</sup>/<sub>2</sub>" & 3" Deadbolt Mounting Screws
- Deadbolt Strike Plate

- **Extended** Door Thickness: 2<sup>3</sup>/<sub>4</sub>"- 3"
- Extended Components:
- Extra Long Single Cylinder Tailpiece
- 3<sup>1</sup>/<sub>2</sub>" Deadbolt Mounting Screws
- Deadbolt Strike Plate

\* Part # DB4-COLLAR32 Available for 1<sup>3</sup>/<sub>8</sub>" Thick Doors

**Brass Modern Deadbolts, Double Cylinder**

Modern Disc Style (8423), Modern Style (8367), Square Style (8369), Urban Modern Style (8326)

- Standard Door Thickness: 1<sup>1</sup>/<sub>2</sub>"- 1<sup>7</sup>/<sub>8</sub>"
- Standard Components:
- Double Cylinder Tailpieces
- 2<sup>1</sup>/<sub>2</sub>" Deadbolt Mounting Screws
- Deadbolt Strike Plate

- **Extended** Door Thickness: 1<sup>7</sup>/<sub>8</sub>"- 2<sup>5</sup>/<sub>8</sub>"
- Extended Components:
- Long Double Cylinder Tailpieces
- 3" & 3<sup>1</sup>/<sub>2</sub>" Deadbolt Mounting Screws
- Deadbolt Strike Plate



**Brass *Single-Sided* Deadbolts**

• Standard Door Thickness:  $1\frac{5}{8}"$  -  $2\frac{3}{8}"$   
Standard Components:

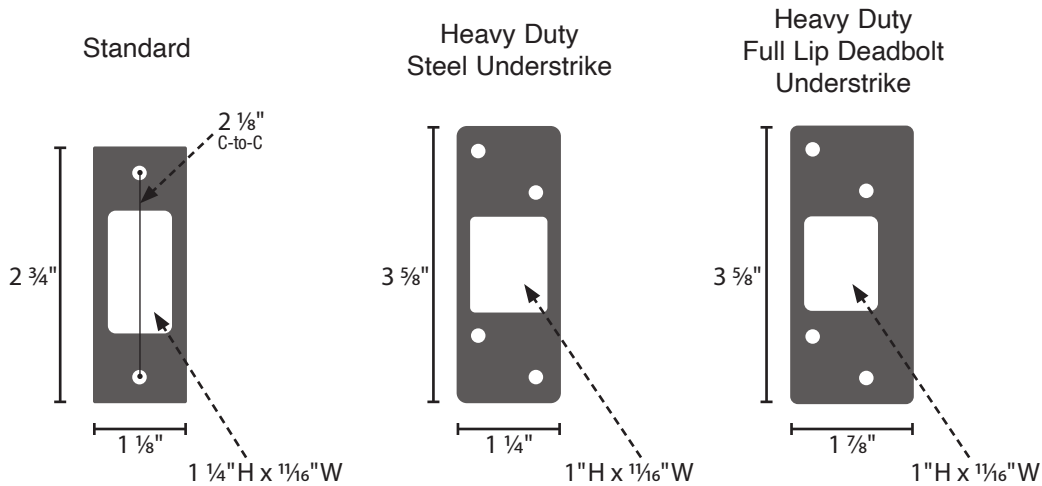
- Single Cylinder Tailpiece
- $1\frac{3}{4}"$  Deadbolt Mounting Screws
- Deadbolt Strike Plate

• *Extended* Door Thickness:  $2\frac{3}{8}"$  -  $2\frac{3}{4}"$   
Extended Components:


- Long Single Cylinder Tailpiece
- $2\frac{1}{4}"$  Deadbolt Mounting Screws
- Deadbolt Strike Plate

• *Extended* Door Thickness:  $2\frac{7}{8}"$  -  $3\frac{3}{8}"$   
Extended Components:

- Extra Long Single Cylinder Tailpiece
- $2\frac{1}{2}"$  &  $3"$  Deadbolt Mounting Screws
- Deadbolt Strike Plate

**Deadbolt Strike Plates**

## Bronze Regular Style Deadbolt

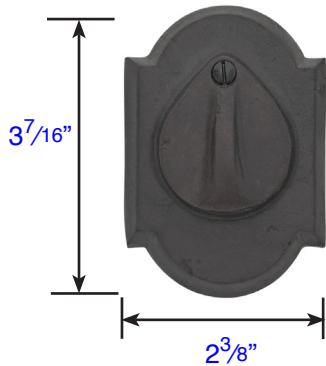


Exterior Trim (8450)  
 • Projection is 1"  
 • 8350 same on both sides

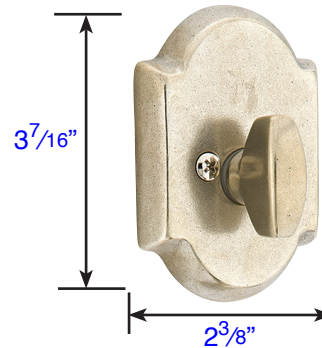


Interior Trim (8450)  
 • Projection is 1 1/4"  
 • Thickness is 5/16"

## #1 Style Plate with Flap Deadbolt




Exterior Trim (8457)  
 • Projection is 1 3/16"  
 • 8357 same on both sides

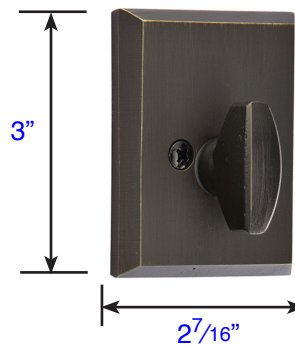


Interior Trim (8457)  
 • Projection is 1 1/4"  
 • Thickness is 1/2"

## #3 Style Plate with Flap Deadbolt

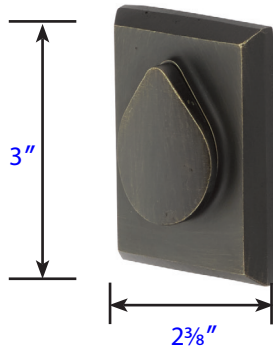


Exterior Trim (8465)  
 • Projection is 1 1/16"  
 • 8365 same on both sides

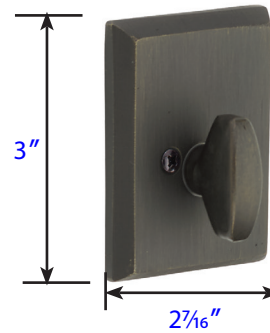


Interior Trim (8465)  
 • Projection is 1 1/4"  
 • Thickness is 1/2"

## Sandcast Bronze Rustic Modern Rectangular Style Deadbolt




Exterior Trim (8477)  
• Projection is  $1\frac{1}{16}$ "  
• 8377 same on both sides

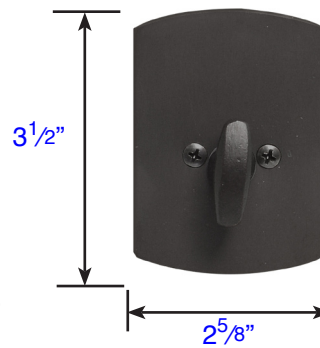


Interior Trim (8477)  
• Projection is  $1\frac{1}{4}$ "  
• Thickness is  $\frac{1}{2}$ "

## #4 Style Plate with Flap Deadbolt (Discontinued)




Exterior Trim (8474)  
• Projection is  $1\frac{1}{16}$ "  
• 8374 same on both sides

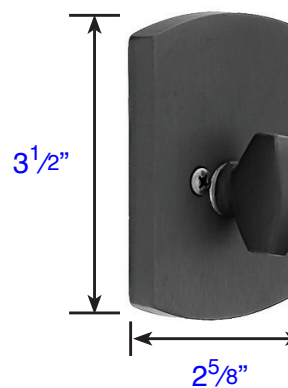


Interior Trim (8474)  
• Projection is  $1\frac{1}{4}$ "  
• Thickness is  $\frac{3}{8}$ "

## #6 Ridgemont Style Plate with Flap Deadbolt



Exterior Trim (8476)  
• Projection is  $1\frac{5}{16}$ "  
• 8376 same on both sides



Interior Trim (8476)  
• Projection is  $1\frac{5}{16}$ "  
• Thickness is  $\frac{1}{2}$ "

### Standard with Sandcast Bronze Deadbolt Locks

- Schlage C Keyway
- Standard Door Prep and Installation
- Solid Brass Cylinder
- Sandcast Bronze Collar and Inside Rosette
- Hardened Steel Bolt
- Heavy Gauge Steel Understrike and Brass Trim Strike Shipped with Every Deadbolt

**Bronze Regular Style Deadbolt, Single Cylinder**

Regular (8450)\*

- Standard Door Thickness: 1<sup>3</sup>/<sub>4</sub>" - 2"
- Standard Components:
- Single Cylinder Tailpiece
- 2<sup>1</sup>/<sub>4</sub>" & 2<sup>1</sup>/<sub>2</sub>" Deadbolt Mounting Screws
- Deadbolt Strike Plate

- **Extended** Door Thickness: 2" - 2<sup>1</sup>/<sub>2</sub>"
- Extended Components:
- Long Single Cylinder Tailpiece
- 3" Deadbolt Mounting Screws
- Deadbolt Strike Plate

- **Extended** Door Thickness: 2<sup>1</sup>/<sub>2</sub>" - 3"
- Extended Components:
- Extra Long Single Cylinder Tailpiece
- 3<sup>1</sup>/<sub>2</sub>" Deadbolt Mounting Screws
- Deadbolt Strike Plate

*\*No Extension Collars Available for this Model***Bronze Regular Style Deadbolt, Double Cylinder**

Regular (8350)\*

- Standard Door Thickness: 1<sup>3</sup>/<sub>4</sub>" - 2"
- Standard Components:
- Long Double Cylinder Tailpieces
- 3" & 3<sup>1</sup>/<sub>2</sub>" Deadbolt Mounting Screws
- Deadbolt Strike Plate

*\*No Extension Collars Available for this Model***Bronze Decorative Deadbolts, Single Cylinder**

#1 (8457), #3 (8465), Rustic Modern Rectangular (8477), #4 (8474), Ridgemont (8476)

- Standard Door Thickness: 1<sup>3</sup>/<sub>4</sub>" - 2<sup>1</sup>/<sub>8</sub>"
- Standard Components:
- Single Cylinder Tailpiece
- 2<sup>1</sup>/<sub>2</sub>" & 3" Deadbolt Mounting Screws
- Deadbolt Strike Plate

- **Extended** Door Thickness: 2<sup>1</sup>/<sub>8</sub>" - 3"
- Extended Components:
- Long Single Cylinder Tailpiece
- 3" & 3<sup>1</sup>/<sub>2</sub>" Deadbolt Mounting Screws
- Deadbolt Strike Plate

**Bronze Decorative Deadbolts, Double Cylinder**

#1 (8357), #3 (8365), Rustic Modern Rectangular (8477), #4 (8374), Ridgemont (8376)

- Standard Door Thickness: 1<sup>3</sup>/<sub>4</sub>" - 2<sup>3</sup>/<sub>8</sub>"
- Standard Components:
- Double Cylinder Tailpieces
- 2<sup>1</sup>/<sub>4</sub>" & 2<sup>1</sup>/<sub>2</sub>" Deadbolt Mounting Screws
- Deadbolt Strike Plate

- **Extended** Door Thickness: 1<sup>7</sup>/<sub>8</sub>" - 2<sup>5</sup>/<sub>8</sub>"
- Extended Components:
- Long Double Cylinder Tailpieces
- 3" & 3<sup>1</sup>/<sub>2</sub>" Deadbolt Mounting Screws
- Deadbolt Strike Plate

*\*No Extension Collars Available for this Model*

## Bronze *Single-Sided* Deadbolts

#2 (8550)

- Standard Door Thickness:  $1\frac{3}{8}"$  -  $2\frac{3}{8}"$
- Standard Components:
  - Single Cylinder Tailpiece
  - $1\frac{3}{4}"$  Deadbolt Mounting Screws
  - Deadbolt Strike Plate

- *Extended* Door Thickness:  $2\frac{3}{8}"$  -  $2\frac{3}{4}"$
- Extended Components:
  - Long Single Cylinder Tailpiece
  - $2\frac{1}{4}"$  Deadbolt Mounting Screws
  - Deadbolt Strike Plate

- *Extended* Door Thickness:  $2\frac{7}{8}"$  -  $3\frac{3}{8}"$
- Extended Components:
  - Extra Long Single Cylinder Tailpiece
  - $2\frac{1}{2}"$  &  $3"$  Deadbolt Mounting Screws
  - Deadbolt Strike Plate

## Bronze *Single-Sided* Deadbolts with Flaps

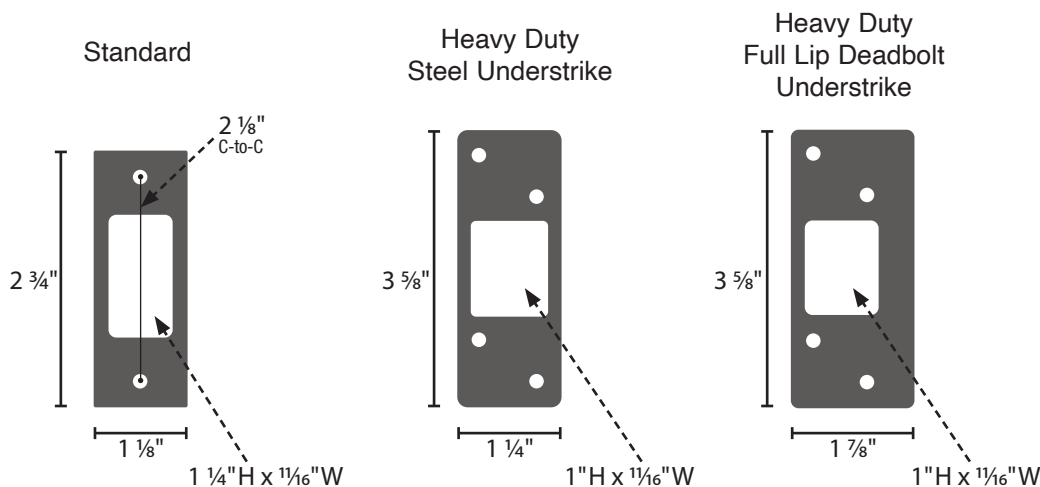
#1 (8557), #3 (8565), and #4 (8574)

- Standard Door Thickness:  $1\frac{3}{4}"$  -  $2\frac{3}{8}"$
- Standard Components:
  - Single Cylinder Tailpiece
  - $1\frac{3}{4}"$  Deadbolt Mounting Screws
  - Deadbolt Strike Plate

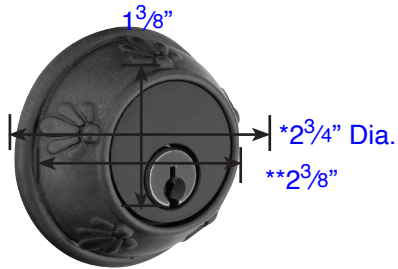
- *Extended* Door Thickness:  $2\frac{3}{8}"$  -  $2\frac{3}{4}"$
- Extended Components:
  - Long Single Cylinder Tailpiece
  - $2\frac{1}{4}"$  Deadbolt Mounting Screws
  - Deadbolt Strike Plate

- *Extended* Door Thickness:  $2\frac{7}{8}"$  -  $3\frac{3}{8}"$
- Extended Components:
  - Extra Long Single Cylinder Tailpiece
  - $2\frac{1}{2}"$  &  $3"$  Deadbolt Mounting Screws
  - Deadbolt Strike Plate

## Deadbolt Strike Plates



## Tuscany Style Deadbolt



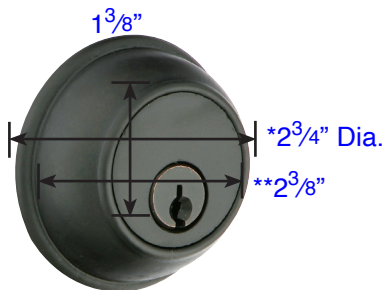
Exterior Trim (8456)

- \* 2<sup>3</sup>/<sub>4</sub>" Diameter with Exterior ring
- \*\* 2<sup>3</sup>/<sub>8</sub>" Diameter without Exterior ring
- Projection with ext. ring: 1"
- Projection without ext. ring: 1<sup>1</sup>/<sub>16</sub>"
- 8356 same both sides
- Available Extension Collar for Thin Doors

Interior Trim (8456)

- Projection is 1<sup>1</sup>/<sub>4</sub>"
- Thickness is 5/16"

## Tuscany Classic Style Deadbolt





Exterior Trim (8471)

- \* 2<sup>3</sup>/<sub>4</sub>" Diameter with Exterior ring
- \*\* 2<sup>3</sup>/<sub>8</sub>" Diameter without Exterior ring
- Projection with ext. ring: 1"
- Projection without ext. ring: 1<sup>1</sup>/<sub>16</sub>"
- 8371 same both sides
- Available Extension Collar for Thin Doors

Interior Trim (8471)

- Projection is 1<sup>1</sup>/<sub>4</sub>"
- Thickness is 5/16"

## Octagon Style Deadbolt



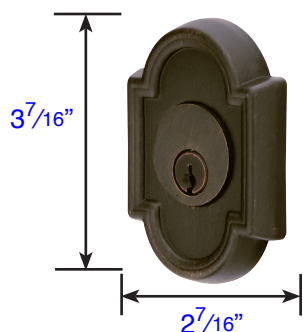
Exterior Trim (8460)

- Projection is 3/4"
- 8360 same on both sides


Interior Trim (8460)

- Projection is 1<sup>1</sup>/<sub>4</sub>"
- Thickness is 5/16"

## #11 Style Deadbolt




Exterior Trim (8472)  
 • Projection is  $\frac{11}{16}$ "  
 8372 same both sides




Interior Trim (8472)  
 • Projection is  $1\frac{1}{4}$ "  
 • Thickness is  $\frac{9}{16}$ "

## #14 Style Deadbolt



Exterior Trim (8473)  
 • Projection is  $\frac{11}{16}$ "  
 8373 same both sides



Interior Trim (8473)  
 • Projection is  $1\frac{1}{4}$ "  
 • Thickness is  $\frac{9}{16}$ "



## Bronze Tuscany & Tuscany Classic Style Deadbolt, Single Cylinder

Tuscany (8456)\* & Tuscany Classic (8471)\*

- Standard Door Thickness: 1<sup>3</sup>/<sub>4</sub>" - 2<sup>1</sup>/<sub>4</sub>"
- Standard Components:
- Single Cylinder Tailpiece
- 2<sup>1</sup>/<sub>4</sub>" Deadbolt Mounting Screws
- Deadbolt Strike Plate

- **Extended** Door Thickness: 2<sup>1</sup>/<sub>4</sub>" - 2<sup>3</sup>/<sub>4</sub>"
- Extended Components:
- Long Single Cylinder Tailpiece
- 3" Deadbolt Mounting Screws
- Deadbolt Strike Plate

- **Extended** Door Thickness: 2<sup>3</sup>/<sub>4</sub>" - 3<sup>3</sup>/<sub>8</sub>"
- Extended Components:
- Extra Long Single Cylinder Tailpiece
- 3<sup>1</sup>/<sub>2</sub>" Deadbolt Mounting Screws
- Deadbolt Strike Plate

## Bronze Tuscany & Tuscany Classic Style Deadbolt, Double Cylinder

Tuscany (8356)\* & Tuscany Classic (8371)\*

- Standard Door Thickness: 1<sup>3</sup>/<sub>4</sub>" - 2<sup>1</sup>/<sub>8</sub>"
- Standard Components:
- Double Cylinder Tailpieces
- 2<sup>1</sup>/<sub>2</sub>" & 3" Deadbolt Mounting Screws
- Deadbolt Strike Plate

- **Extended** Door Thickness: 2<sup>1</sup>/<sub>8</sub>" - 2<sup>7</sup>/<sub>8</sub>"
- Extended Components:
- Long Double Cylinder Tailpieces
- 3" & 3<sup>1</sup>/<sub>2</sub>" Deadbolt Mounting Screws
- Deadbolt Strike Plate

\* Part # DB4-TUSDBRG Available for 1<sup>3</sup>/<sub>8</sub>" Thick Doors

## Lost Wax Cast Bronze Deadbolts, Single Cylinder

Octagon (8460), Art Nouveau (8470), #11 Style (8472), #14 Style (8473)

- Standard Door Thickness: 1<sup>3</sup>/<sub>8</sub>" - 2<sup>1</sup>/<sub>4</sub>"
- Standard Components:
- Single Cylinder Tailpiece
- 2<sup>1</sup>/<sub>2</sub>" & 3" Deadbolt Mounting Screws
- Deadbolt Strike Plate

- **Extended** Door Thickness: 2<sup>1</sup>/<sub>4</sub>" - 3"
- Extended Components:
- Long Single Cylinder Tailpiece
- 3" & 3<sup>1</sup>/<sub>2</sub>" Deadbolt Mounting Screws
- Deadbolt Strike Plate

## Lost Wax Cast Bronze Deadbolts, Double Cylinder

Octagon (8360), Art Nouveau (8370), #11 Style (8372), #14 Style (8373)

- Standard Door Thickness: 1<sup>3</sup>/<sub>4</sub>" - 2<sup>3</sup>/<sub>8</sub>"
- Standard Components:
- Double Cylinder Tailpieces
- 2<sup>1</sup>/<sub>4</sub>" & 2<sup>1</sup>/<sub>2</sub>" Deadbolt Mounting Screws
- Deadbolt Strike Plate

- **Extended** Door Thickness: 2<sup>3</sup>/<sub>8</sub>" - 3"
- Extended Components:
- Long Double Cylinder Tailpieces
- 3" & 3<sup>1</sup>/<sub>2</sub>" Deadbolt Mounting Screws
- Deadbolt Strike Plate



## Bronze *Single-Sided* Deadbolts

Tuscany (8556) & Octagon (8560)

- Standard Door Thickness:  $1\frac{3}{8}$ " - 2"
- Standard Components:
- Single Cylinder Tailpiece
- $1\frac{3}{4}$ " Deadbolt Mounting Screws
- Deadbolt Strike Plate

- *Extended* Door Thickness:  $2\frac{3}{8}$ " -  $2\frac{3}{4}$ "
- Extended Components:
- Long Single Cylinder Tailpiece
- $2\frac{1}{4}$ " Deadbolt Mounting Screws
- Deadbolt Strike Plate

- *Extended* Door Thickness:  $2\frac{7}{8}$ " -  $3\frac{3}{8}$ "
- Extended Components:
- Extra Long Single Cylinder Tailpiece
- $2\frac{1}{2}$ " & 3" Deadbolt Mounting Screws
- Deadbolt Strike Plate

\* Part # DB4-TUSDBRG Available for  $1\frac{3}{8}$ " Thick Doors

## Bronze *Single-Sided* Deadbolts

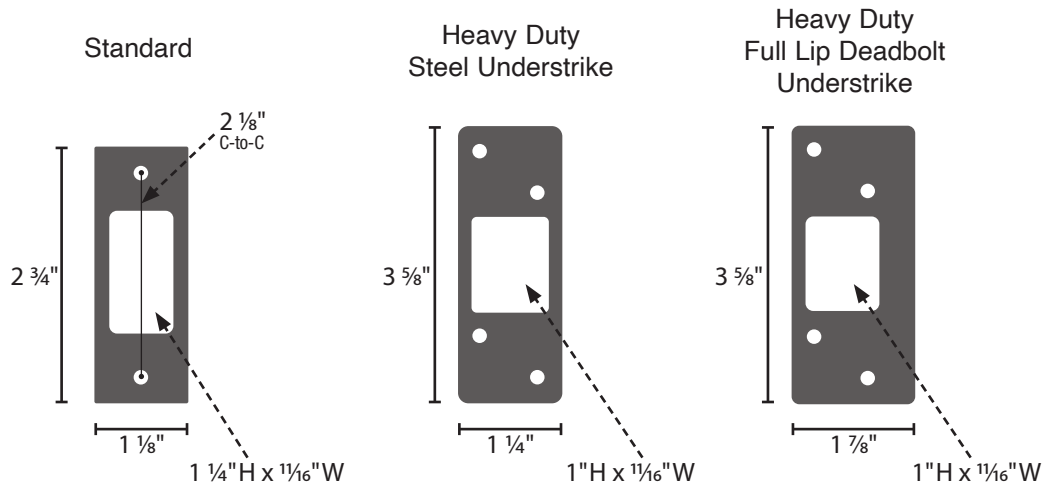
#11 Style (8572), #14 Style (8573)

- Standard Door Thickness:  $1\frac{3}{4}$ " - 2"
- Standard Components:
- Single Cylinder Tailpiece
- $1\frac{3}{4}$ " Deadbolt Mounting Screws
- Deadbolt Strike Plate

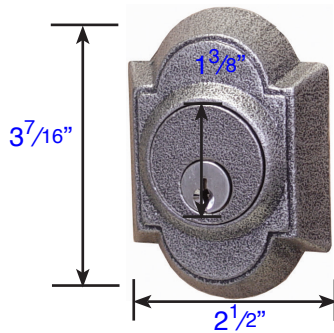
- *Extended* Door Thickness:  $2\frac{3}{8}$ " -  $2\frac{3}{4}$ "
- Extended Components:
- Long Single Cylinder Tailpiece
- $2\frac{1}{4}$ " Deadbolt Mounting Screws
- Deadbolt Strike Plate

- *Extended* Door Thickness:  $2\frac{7}{8}$ " -  $3\frac{3}{8}$ "
- Extended Components:
- Extra Long Single Cylinder Tailpiece
- $2\frac{1}{2}$ " & 3" Deadbolt Mounting Screws
- Deadbolt Strike Plate

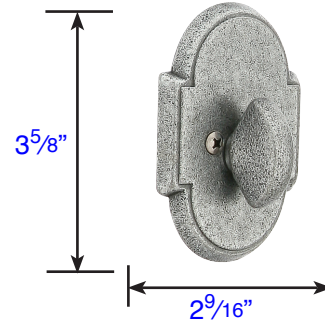
## Deadbolt Strike Plates



## #1 Style Deadbolt




Exterior Trim (8461)  
 • Projection is  $\frac{5}{8}$ "  
 • 8361 same on both sides




Interior Trim (8461)  
 • Projection is  $1\frac{1}{4}$ "  
 • Thickness is  $\frac{1}{4}$ "

## #2 Style Deadbolt

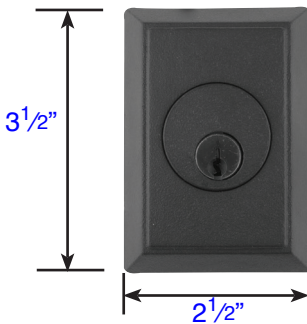


Exterior Trim (8452)  
 • Projection is  $2\frac{3}{8}$ "  
 • 8350 same on both sides




Interior Trim (8452)  
 • Projection is  $1\frac{1}{4}$ "  
 • Thickness is  $\frac{1}{4}$ "

## #3 Style Deadbolt



Exterior Trim (8463)  
 • Projection is  $2\frac{1}{2}$ "  
 • 8363 same on both sides



Interior Trim (8463)  
 • Projection is  $1\frac{1}{4}$ "  
 • Thickness is  $\frac{1}{4}$ "

### Wrought Steel #2 Style Deadbolt, Single Cylinder

- Standard Door Thickness: 1<sup>3</sup>/<sub>8</sub>"- 2"
- Standard Components:
- Single Cylinder Tailpiece
- 2<sup>1</sup>/<sub>4</sub>" Deadbolt Mounting Screws
- Deadbolt Strike Plate

- **Extended** Door Thickness: 2"- 2<sup>3</sup>/<sub>4</sub>"
- Extended Components:
- Long Single Cylinder Tailpiece
- 2<sup>1</sup>/<sub>2</sub>" & 3" Deadbolt Mounting Screws
- Deadbolt Strike Plate

- **Extended** Door Thickness: 2<sup>3</sup>/<sub>4</sub>"- 3"
- Extended Components:
- Extra Long Single Cylinder Tailpiece
- 3<sup>1</sup>/<sub>2</sub>" Deadbolt Mounting Screws
- Deadbolt Strike Plate

### Wrought Steel #2 Style Deadbolt, Double Cylinder

- Standard Door Thickness: 1<sup>3</sup>/<sub>8</sub>"- 2"
- Standard Components:
- Long Double Cylinder Tailpieces
- 2<sup>1</sup>/<sub>2</sub>" & 3" Deadbolt Mounting Screws
- Deadbolt Strike Plate

- **Extended** Door Thickness: 1<sup>7</sup>/<sub>8</sub>"- 2<sup>1</sup>/<sub>2</sub>"
- Extended Components:
- Long Double Cylinder Tailpieces
- 3" & 3<sup>1</sup>/<sub>2</sub>" Deadbolt Mounting Screws
- Deadbolt Strike Plate

### Wrought Steel #1 & #3 Style Deadbolt, Single Cylinder

- Standard Door Thickness: 1<sup>3</sup>/<sub>4</sub>"- 2<sup>1</sup>/<sub>8</sub>"
- Standard Components:
- Single Cylinder Tailpiece
- 2<sup>1</sup>/<sub>4</sub>" Deadbolt Mounting Screws
- Deadbolt Strike Plate

- **Extended** Door Thickness: 2<sup>1</sup>/<sub>8</sub>- 2<sup>7</sup>/<sub>8</sub>"
- Extended Components:
- Long Single Cylinder Tailpiece
- 2<sup>1</sup>/<sub>2</sub>" & 3" Deadbolt Mounting Screws
- Deadbolt Strike Plate

- **Extended** Door Thickness: 2<sup>7</sup>/<sub>8</sub>"- 3<sup>3</sup>/<sub>8</sub>"
- Extended Components:
- Extra Long Single Cylinder Tailpiece
- 3<sup>1</sup>/<sub>2</sub>" Deadbolt Mounting Screws
- Deadbolt Strike Plate

### Wrought Steel #1 & #3 Style Deadbolt, Double Cylinder

- Standard Door Thickness: 1<sup>3</sup>/<sub>4</sub>"- 2<sup>1</sup>/<sub>8</sub>"
- Standard Components:
- Double Cylinder Tailpieces
- 2<sup>1</sup>/<sub>4</sub>" Deadbolt Mounting Screws
- Deadbolt Strike Plate

- **Extended** Door Thickness: 2<sup>1</sup>/<sub>8</sub>- 2<sup>7</sup>/<sub>8</sub>"
- Extended Components:
- Long Double Cylinder Tailpieces
- 2<sup>1</sup>/<sub>2</sub>" & 3" Deadbolt Mounting Screws
- Deadbolt Strike Plate

## Wrought Steel **Single-Sided** Deadbolts

#2 Style (8552)

- Standard Door Thickness:  $1\frac{3}{8}$ " - 2"
- Standard Components:
- Single Cylinder Tailpiece
- $1\frac{3}{4}$ " Deadbolt Mounting Screws
- Deadbolt Strike Plate

- **Extended** Door Thickness:  $2\frac{3}{8}$ " -  $2\frac{3}{4}$ "
- Extended Components:
- Long Single Cylinder Tailpiece
- $2\frac{1}{4}$ " Deadbolt Mounting Screws
- Deadbolt Strike Plate

- **Extended** Door Thickness:  $2\frac{7}{8}$ " -  $3\frac{3}{8}$ "
- Extended Components:
- Extra Long Single Cylinder Tailpiece
- $2\frac{1}{2}$ " & 3" Deadbolt Mounting Screws
- Deadbolt Strike Plate

## Wrought Steel **Single-Sided** Deadbolts

#1 Style (8551), #3 Style (8553),

- Standard Door Thickness:  $1\frac{3}{4}$ " -  $2\frac{1}{8}$ "
- Standard Components:
- Single Cylinder Tailpiece
- $1\frac{3}{4}$ " Deadbolt Mounting Screws
- Deadbolt Strike Plate

- **Extended** Door Thickness:  $2\frac{3}{8}$ " -  $2\frac{3}{4}$ "
- Extended Components:
- Long Single Cylinder Tailpiece
- $2\frac{1}{4}$ " Deadbolt Mounting Screws
- Deadbolt Strike Plate

- **Extended** Door Thickness:  $2\frac{7}{8}$ " -  $3\frac{3}{8}$ "
- Extended Components:
- Extra Long Single Cylinder Tailpiece
- $2\frac{1}{2}$ " & 3" Deadbolt Mounting Screws
- Deadbolt Strike Plate

## Deadbolt Strike Plates

